

Aminosyn[®] WITH ELECTROLYTES

Sulfite-Free

R_x only

A CRYSTALLINE AMINO ACID SOLUTION WITH ELECTROLYTES
Flexible Plastic Container

DESCRIPTION

Aminosyn[®] WITH ELECTROLYTES, Sulfite-Free, (a crystalline amino acid solution with electrolytes) is a sterile, nonpyrogenic solution for intravenous infusion. Aminosyn WITH ELECTROLYTES is oxygen sensitive. Three different formulations are available.

Aminosyn Formulations Essential Amino Acids (mg/100 mL)

Aminosyn	3.5% M*	7% WITH ELECTROLYTES	8.5% WITH ELECTROLYTES
Isoleucine	252	510	620
Leucine	329	660	810
Lysine (acetate)**	252	510	624
Methionine	140	280	340
Phenylalanine	154	310	380
Threonine	182	370	460
Tryptophan	56	120	150
Valine	280	560	680

*Contains maintenance electrolytes.

**Amount cited is for lysine alone and does not include the acetate salt.

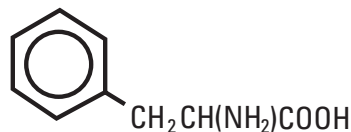
Nonessential Amino Acids (mg/100 mL)

Aminosyn	3.5% M*	7% WITH ELECTROLYTES	8.5% WITH ELECTROLYTES
Alanine	448	900	1100
Arginine	343	690	850
Histidine	105	210	260
Proline	300	610	750
Serine	147	300	370
Tyrosine	31	44	44
Glycine	448	900	1100

*Contains maintenance electrolytes.

Essential Amino Acids

Isoleucine	$\text{CH}_3\text{CH}_2\text{CH}(\text{CH}_3)\text{CH}(\text{NH}_2)\text{COOH}$
Leucine	$(\text{CH}_3)_2\text{CHCH}_2\text{CH}(\text{NH}_2)\text{COOH}$
Lysine Acetate	$\text{H}_2\text{N}(\text{CH}_2)_4\text{CH}(\text{NH}_2)\text{COOH} \cdot \text{CH}_3\text{COOH}$
Methionine	$\text{CH}_3\text{S}(\text{CH}_2)_2\text{CH}(\text{NH}_2)\text{COOH}$
Phenylalanine	

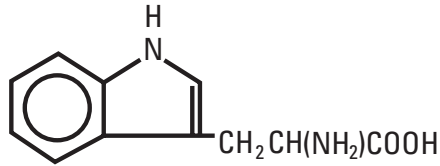


Aminosyn[®] WITH ELECTROLYTES

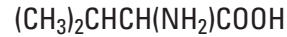
Sulfite-Free

Essential Amino Acids (continued)

Threonine
Tryptophan

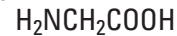
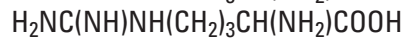


Valine

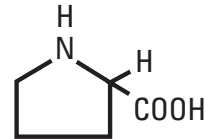


Nonessential Amino Acids

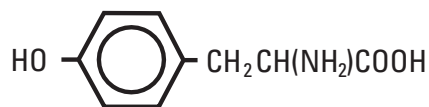
Alanine
Arginine
Glycine
Histidine



Proline



Serine
Tyrosine



Electrolytes (mEq/Liter)

Aminosyn	3.5% M*	7% WITH ELECTROLYTES	8.5% WITH ELECTROLYTES
Sodium (Na ⁺)	40	65	65
Potassium (K ⁺)	13	65	65
Magnesium (Mg ⁺⁺)	3	10	10
Phosphorus (P)	3.5 (mM) ^a	30 (mM) ^a	30 (mM) ^a
Chloride (Cl ⁻)	40	96 ^b	98 ^b
Acetate (C ₂ H ₃ O ₂ ⁻)	65 ^c	124 ^d	142 ^d

^a mM = millimoles; one mM of phosphorus = 31 mg.

^b Includes chloride from HCl added for processing and pH adjustment.

^c Includes acetate from acetic acid used in processing and the acetate salts of potassium, magnesium and lysine.

^d Includes acetate from acetic acid used in processing and from lysine acetate.

Aminosyn[®] WITH ELECTROLYTES

Sulfite-Free

Product Characteristics			
Aminosyn	3.5% M*	7% WITH ELECTROLYTES	8.5% WITH ELECTROLYTES
Protein Equivalent (approx. grams/liter)	35	70	85
Total Nitrogen (grams/liter)	5.5	11.00	13.4
Specific Gravity	1.01	1.03	1.03
Osmolarity (mOsmol/liter)	421	883	1040
pH	5.2 (4.5 — 6.0) ^e	5.2 (4.5 — 6.0) ^f	5.2 (4.5 — 6.0) ^f

^e Contains acetic acid for pH adjustment.

^f Contains hydrochloric acid and acetic acid for pH adjustment.

Electrolytes (mg/100 mL)	
Aminosyn	3.5% M*
Sodium Chloride ^g	234
Potassium Acetate ^h	128
86.5% Phosphoric Acid ⁱ	40
Magnesium Acetate, anhydrous ^j	21

*Contains Maintenance Electrolytes

Aminosyn	7% WITH ELECTROLYTES	8.5% WITH ELECTROLYTES
Sodium Chloride ^g	28	28
Magnesium Chloride, hexahydrate ^k	102	102
Sodium Phosphate, dibasic ^l	425	425
Potassium Chloride ^m	487	487

^g Sodium Chloride, USP is chemically designated NaCl, a white crystalline powder freely soluble in water.

^h Potassium Acetate, USP is chemically designated CH₃COOK, colorless crystals or white crystalline powder very soluble in water.

ⁱ Phosphoric Acid 86.5%, NF is chemically designated H₃PO₄, a colorless, syrupy liquid miscible with water.

^j Magnesium Acetate is chemically designated magnesium acetate, tetrahydrate, Mg(CH₃COO)₂ • 4H₂O, colorless or white crystals very soluble in water.

^k Magnesium Chloride, USP is chemically designated magnesium chloride, hexahydrate, MgCl₂ • 6H₂O, deliquescent crystals very soluble in water.

^l Sodium Phosphate, dibasic, USP is chemically designated Na₂HPO₄, white granules very soluble in water.

^m Potassium Chloride, USP is chemically designated KCl, a white granular powder freely soluble in water.

The formulas for the individual amino acids present in Aminosyn are as follows:

Essential Amino Acids

Isoleucine, USP	(C ₆ H ₁₃ NO ₂)
Leucine, USP	(C ₆ H ₁₃ NO ₂)
Lysine Acetate, USP	(C ₆ H ₁₄ N ₂ O ₂ • CH ₃ COOH)
Methionine, USP	(C ₅ H ₁₁ NO ₂ S)
Phenylalanine, USP	(C ₉ H ₁₁ NO ₂)
Threonine, USP	(C ₄ H ₉ NO ₃)
Tryptophan, USP	(C ₁₁ H ₁₂ N ₂ O ₂)
Valine, USP	(C ₅ H ₁₁ NO ₂)

Aminosyn[®] WITH ELECTROLYTES

Sulfite-Free

Nonessential Amino Acids

Alanine, USP	(C ₃ H ₇ NO ₂)
Arginine, USP	(C ₆ H ₁₄ N ₄ O ₂)
Histidine, USP	(C ₆ H ₉ N ₃ O ₂)
Proline, USP	(C ₅ H ₉ NO ₂)
Serine, USP	(C ₃ H ₇ NO ₃)
Tyrosine, USP	(C ₉ H ₁₁ NO ₃)
Glycine, USP	(C ₂ H ₅ NO ₂)

The flexible plastic container is fabricated from a specially formulated polyvinylchloride. Water can permeate from inside the container into the overwrap but not in amounts sufficient to affect the solution significantly.

Solutions in contact with the plastic container may leach out certain chemical components from the plastic in very small amounts; however, biological testing was supportive of the safety of the plastic container materials.

Exposure to temperatures above 25°C/77°F during transport and storage will lead to minor losses in moisture content. Higher temperatures lead to greater losses. It is unlikely that these minor losses will lead to clinically significant changes within the expiration period.

CLINICAL PHARMACOLOGY

Aminosyn WITH ELECTROLYTES, Sulfite-Free, (a crystalline amino acid solution with electrolytes) provides crystalline amino acids to promote protein synthesis and wound healing, and to reduce the rate of endogenous protein catabolism. Aminosyn WITH ELECTROLYTES, given by central venous infusion in combination with concentrated dextrose, electrolytes, vitamins, trace metals, and ancillary fat supplements, constitutes total parenteral nutrition (TPN). Aminosyn WITH ELECTROLYTES, can also be administered by peripheral vein with dextrose and maintenance electrolytes. Intravenous fat emulsion may be substituted for part of the carbohydrate calories during either TPN or peripheral vein administration of Aminosyn WITH ELECTROLYTES.

INDICATIONS AND USAGE

Aminosyn WITH ELECTROLYTES, Sulfite-Free, (a crystalline amino acid solution with electrolytes) infused with dextrose by peripheral vein infusion is indicated as a source of nitrogen in the nutritional support of patients with adequate stores of body fat, in whom, for short periods of time, oral nutrition cannot be tolerated, is undesirable, or inadequate.

Aminosyn WITH ELECTROLYTES, can be administered peripherally with dilute (5 to 10%) dextrose solution and I.V. fat emulsion as a source of nutritional support. This form of nutritional support can help to preserve protein and reduce catabolism in stress conditions where oral intake is inadequate.

When administered with concentrated dextrose solution with or without fat emulsions, Aminosyn WITH ELECTROLYTES, is also indicated for central vein infusion to prevent or reverse negative nitrogen balance in patients where: (a) the alimentary tract, by the oral, gastrostomy or jejunostomy route cannot or should not be used; (b) gastrointestinal absorption of protein is impaired; (c) metabolic requirements for protein are substantially increased as with extensive burns and (d) morbidity and mortality may be reduced by replacing amino acids lost from tissue breakdown, thereby preserving tissue reserves, as in acute renal failure.

CONTRAINDICATIONS

This preparation should not be used in patients with hepatic coma or metabolic disorders involving impaired nitrogen utilization.

Aminosyn[®] WITH ELECTROLYTES

Sulfite-Free

WARNINGS

Intravenous infusion of amino acids may induce a rise in blood urea nitrogen (BUN), especially in patients with impaired hepatic or renal function. Appropriate laboratory tests should be performed periodically and infusion discontinued if BUN levels exceed normal postprandial limits and continue to rise. It should be noted that a modest rise in BUN normally occurs as a result of increased protein intake.

Administration of amino acid solutions to a patient with hepatic insufficiency may result in serum amino acid imbalances, metabolic alkalosis, prerenal azotemia, hyperammonemia, stupor and coma.

Administration of amino acid solutions in the presence of impaired renal function may augment an increasing BUN, as does any protein dietary component.

Solutions containing sodium ion should be used with great care, if at all, in patients with congestive heart failure, severe renal insufficiency and in clinical states in which there exists edema with sodium retention.

Solutions which contain potassium ion should be used with great care, if at all, in patients with hyperkalemia, severe renal failure and in conditions in which potassium retention is present.

Solutions containing acetate ion should be used with great care in patients with metabolic or respiratory alkalosis. Acetate should be administered with great care in those conditions in which there is an increased level or an impaired utilization of this ion, such as severe hepatic insufficiency.

Aminosyn WITH ELECTROLYTES, Sulfite-Free, (a crystalline amino acid solution with electrolytes) may not be suitable for use in infants who require individualized electrolyte therapy.

Hyperammonemia is of special significance in infants, as it can result in mental retardation. Therefore, it is essential that blood ammonia levels be measured frequently in infants.

Instances of asymptomatic hyperammonemia have been reported in patients without overt liver dysfunction. The mechanisms of this reaction are not clearly defined, but may involve genetic defects and immature or subclinically impaired liver function.

Aminosyn WITH ELECTROLYTES can be infused simultaneously with fat emulsion by means of a Y-connector located near the infusion site using separate flow rate controls for each solution.

WARNING: This product contains aluminum that may be toxic. Aluminum may reach toxic levels with prolonged parenteral administration if kidney function is impaired. Premature neonates are particularly at risk because their kidneys are immature, and they require large amounts of calcium and phosphate solutions, which contain aluminum.

Research indicates that patients with impaired kidney function, including premature neonates, who receive parenteral levels of aluminum at greater than 4 to 5 mcg/kg/day accumulate aluminum at levels associated with central nervous system and bone toxicity. Tissue loading may occur at even lower rates of administration.

PRECAUTIONS

Special care must be taken when administering glucose to provide calories in diabetic or prediabetic patients.

Feeding regimens which include amino acids should be used with caution in patients with history of renal disease, pulmonary disease, or with cardiac insufficiency so as to avoid excessive fluid accumulation.

The effect of infusion of amino acids, without dextrose, upon carbohydrate metabolism of children is not known at this time.

Nitrogen intake should be carefully monitored in patients with impaired renal function.

For long-term total nutrition, or if a patient has inadequate fat stores, it is essential to provide adequate exogenous calories concurrently with the amino acids. Concentrated dextrose solutions are an effective source of such calories. Such strongly hypertonic nutrient solutions should be administered through an indwelling intravenous catheter with the tip located in the superior vena cava.

Aminosyn[®] WITH ELECTROLYTES

Sulfite-Free

SPECIAL PRECAUTIONS FOR CENTRAL VENOUS INFUSIONS

ADMINISTRATION BY CENTRAL VENOUS CATHETER SHOULD BE USED ONLY BY THOSE FAMILIAR WITH THIS TECHNIQUE AND ITS COMPLICATIONS.

Central vein infusion (with added concentrated carbohydrate solutions) of amino acid solutions requires a knowledge of nutrition as well as clinical expertise in recognition and treatment of complications. Attention must be given to solution preparation, administration and patient monitoring. IT IS ESSENTIAL THAT A CAREFULLY PREPARED PROTOCOL BASED ON CURRENT MEDICAL PRACTICES BE FOLLOWED, PREFERABLY BY AN EXPERIENCED TEAM.

SUMMARY HIGHLIGHTS OF COMPLICATIONS (consult current medical literature).

1. Technical

The placement of a central venous catheter should be regarded as a surgical procedure. One should be fully acquainted with various techniques of catheter insertion. For details of technique and placement sites, consult the medical literature. X-ray is the best means of verifying catheter placement. Complications known to occur from the placement of central venous catheters are pneumothorax, hemothorax, hydrothorax, artery puncture and transection, injury to the brachial plexus, malposition of the catheter, formation of arteriovenous fistula, phlebitis, thrombosis and air and catheter emboli.

2. Septic

The constant risk of sepsis is present during administration of total parenteral nutrition. It is imperative that the preparation of the solution and the placement and care of catheters be accomplished under strict aseptic conditions.

Solutions should ideally be prepared in the hospital pharmacy under a laminar flow hood using careful aseptic technique to avoid inadvertent touch contamination. Solutions should be used promptly after mixing. Storage should be under refrigeration and limited to a brief period of time, preferably less than 24 hours.

Administration time for a single bottle and set should never exceed 24 hours.

3. Metabolic

The following metabolic complications have been reported with TPN administration: metabolic acidosis and alkalosis, hypophosphatemia, hypocalcemia, osteoporosis, hyperglycemia, hyperosmolar nonketotic states and dehydration, glycosuria, rebound hypoglycemia, osmotic diuresis and dehydration, elevated liver enzymes, hypo- and hypervitaminosis, electrolyte imbalances and hyperammonemia in children. Frequent evaluations are necessary especially during the first few days of therapy to prevent or minimize these complications.

Administration of glucose at a rate exceeding the patient's utilization rate may lead to hyperglycemia, coma and death.

Pregnancy Category C

Animal reproduction studies have not been conducted with Aminosyn WITH ELECTROLYTES, Sulfite-Free, (a crystalline amino acid solution with electrolytes). It is not known whether Aminosyn WITH ELECTROLYTES, can cause fetal harm when administered to a pregnant woman or can affect reproduction capacity. Aminosyn WITH ELECTROLYTES, should be given to a pregnant woman only if clearly needed.

Geriatric Use

Clinical studies of Aminosyn WITH ELECTROLYTES, have not been performed to determine whether patients over 65 years respond differently from younger subjects. Other reported clinical experience has not identified differences in responses between elderly and younger patients. In general, dose selection for

Aminosyn[®] WITH ELECTROLYTES

Sulfite-Free

elderly patients should be cautious, reflecting the greater frequency of decreased hepatic, renal, or cardiac function, and of concomitant disease or other drug therapy. This drug is known to be substantially excreted by the kidney, and the risk of toxic reactions to this drug may be greater in patients with impaired renal function. Because elderly patients are more likely to have decreased renal function, care should be taken in dose selection, and it may be useful to monitor renal functions.

CLINICAL EVALUATION AND LABORATORY DETERMINATIONS, AT THE DISCRETION OF THE ATTENDING PHYSICIAN, ARE NECESSARY FOR PROPER MONITORING DURING ADMINISTRATION. Do not withdraw venous blood for blood chemistries through the peripheral infusion site, as interference with estimations of nitrogen containing substances may occur. Blood studies should include glucose, urea nitrogen, serum electrolytes, ammonia, cholesterol, acid-base balance, serum proteins, kidney and liver function tests, osmolarity and hemogram. White blood count and blood cultures are to be determined if indicated. Urinary osmolality and glucose should be determined as necessary.

Aminosyn WITH ELECTROLYTES contains no more than 25 mcg/L of aluminum.

Drug Interactions

Because of its antianabolic activity, concurrent administration of tetracycline may reduce the potential anabolic effects of amino acids infused with dextrose as part of a parenteral feeding regimen.

Additives may be incompatible. Consult with pharmacist if available. When introducing additives, use aseptic technique, mix thoroughly and do not store.

ADVERSE REACTIONS

Peripheral Infusions

Aminosyn 3.5% M* Sulfite-Free, (a crystalline amino acid solution* with maintenance electrolytes) is hypertonic. Local reactions consisting of a warm sensation, erythema, phlebitis and thrombosis at the infusion site have occurred with peripheral intravenous infusion of amino acids particularly if other substances, such as antibiotics, are also administered through the same site. In such cases the infusion site should be changed promptly to another vein. Use of large peripheral veins, inline filters, and slowing the rate of infusion may reduce the incidence of local venous irritation. Irritating additive medications may need to be injected at another venous site.

Generalized flushing, fever and nausea also have been reported during peripheral infusions of amino acid solutions.

OVERDOSAGE

In the event of overhydration or solute overload, re-evaluate the patient and institute appropriate corrective measures. See WARNINGS and PRECAUTIONS.

DOSAGE AND ADMINISTRATION

The total daily dose of the solution depends on the daily protein requirements and on the patient's metabolic and clinical response. In many patients, provision of adequate calories in the form of hypertonic dextrose may require the administration of exogenous insulin to prevent hyperglycemia and glycosuria. To prevent rebound hypoglycemia, a solution containing 5% dextrose should be administered when hypertonic dextrose infusions are abruptly discontinued.

Parenteral drug products should be inspected visually for particulate matter and discoloration prior to administration, whenever solution and container permit.

1. Peripheral Vein Nutritional Maintenance

Aminosyn 3.5% M*, Sulfite-Free, (a crystalline amino acid solution* with maintenance electrolytes) together with dextrose in concentrations of 5% to 10% is suitable for administration by peripheral vein. This solution is not intended for central vein infusion since it does not contain adequate amounts of amino acids or electrolytes appropriate for administration with high concentrations of dextrose.

Aminosyn[®] WITH ELECTROLYTES

Sulfite-Free

For peripheral intravenous infusion, 1 to 1.5 g/kg/day of total amino acids will reduce protein catabolism. Infusion or ingestion of carbohydrate or lipid will not reduce the nitrogen sparing effect of intravenous amino acid infusions at this dose.

As with all intravenous fluid therapy, the primary aim is to provide sufficient water to compensate for insensible, urinary and other (nasogastric suction, fistula drainage, diarrhea) fluid losses. Total fluid requirements, as well as electrolyte and acid-base needs, should be estimated and appropriately administered.

For an amino acid solution of specified total concentration, the volume required to meet amino acid requirements per 24 hours can be calculated. After making an estimate of the total daily fluid (water) requirement, the balance of fluid needed beyond the volume of amino acid solution required can be provided either as a noncarbohydrate or a carbohydrate-containing electrolyte solution. I.V. lipid emulsion may be substituted for part of the carbohydrate-containing solution. Vitamins and additional electrolytes as needed for maintenance or to correct imbalances may be added to the amino acid solution.

A patient given the recommended maintenance fluid requirement of 35 mL/kg/day in the form of Aminosyn 3.5% M* will receive the average daily requirements for sodium, potassium, magnesium, phosphorus and chloride, along with an optimal amount of amino acids for preservation of nitrogen balance.

If desired, only one-half of an estimated daily amino acid requirement of 1.5 g/kg can be given on the first day. Amino acids together with dextrose in concentrations of 5% to 10% infused into a peripheral vein can be continued while oral nutrition is impaired. However, if a patient is unable to take oral nourishment for a prolonged period of time, institution of total parenteral nutrition with exogenous calories should be considered.

2. Central Vein Total Parenteral Nutrition

For central vein infusion with concentrated dextrose solution, alone or with I.V. lipid, the total daily dose of the amino acid solution depends upon daily protein requirements and the patient's metabolic and clinical response. The determination of nitrogen balance and accurate daily body weights, corrected for fluid balance, are probably the best means of assessing individual protein requirements.

Adults

Admixtures of 3.5 to 4.25% amino acids with 5 to 10% glucose may be coinfiltrated with a fat emulsion by peripheral vein to provide approximately 1400 to 2000 kcal/day. Fat emulsion coadministration should be considered when prolonged parenteral nutrition is required in order to prevent essential fatty acid deficiency (EFAD). Serum lipids should be monitored for evidence of EFAD in patients maintained on fat-free total parenteral nutrition.

Aminosyn 7% or 8.5% WITH ELECTROLYTES should only be infused via a central vein when admixed with sufficient dextrose to provide full caloric requirements in patients who require prolonged total parenteral nutrition. I.V. lipid may be administered separately to provide part of the calories, if desired.

Total parenteral nutrition (TPN) may be started with 10% dextrose added to the calculated daily requirement of amino acids (1.5 g/kg for a metabolically stable patient). Dextrose content is gradually increased over the next few days to the estimated daily caloric need as the patient adapts to the increasing amounts of dextrose. Each gram of dextrose provides approximately 3.4 kcal. Each gram of fat provides 9 kcal.

The average depleted major surgical patient with complications requires between 2500 and 4000 kcal and between 12 and 24 grams of nitrogen per day. An adult patient in an acceptable weight range with restricted activity who is not hypermetabolic, requires about 30 kcal/kg of body weight/day. Average daily adult fluid requirements are between 2500 and 3000 mL and may be much higher with losses from fistula drainage or in severe burns. Typically, a hospitalized patient may lose 12 to 18 grams of nitrogen a day, and in severe trauma the daily loss may be 20 to 25 grams or more.

Aminosyn[®] WITH ELECTROLYTES

Sulfite-Free

Aminosyn 7% and 8.5% WITH ELECTROLYTES are designed to supply necessary electrolytes to patients in a stable metabolic state (about three-fourths of all patients on total parenteral nutrition). Other patients may require more or less of the electrolytes present, e.g., cardiac patients who should not receive sodium. Aminosyn 7% and 8.5% WITH ELECTROLYTES do not contain calcium, and this should be added as indicated.

SERUM ELECTROLYTES SHOULD BE MONITORED AS INDICATED. Electrolytes may be added to the nutrient solution as indicated by the patient's clinical condition and laboratory determinations of plasma values. Major electrolytes are sodium, chloride, potassium, phosphorus, magnesium and calcium. Vitamins, including folic acid and vitamin K are required additives. The trace element supplements should be given when long-term parenteral nutrition is undertaken.

Calcium and phosphorus are added to the solution as indicated. The usual dose of phosphorus added to a liter of TPN solution (containing 25% dextrose) is 12 mM. This requirement is related to the carbohydrate calories delivered. Iron is added to the solution or given intramuscularly in depot form as indicated. Vitamin B₁₂, vitamin K and folic acid are given intramuscularly or added to the solution as desired.

Calcium and phosphorus additives are potentially incompatible when added to the TPN admixture. However, if one additive is added to the amino acid bottle, and the other to the bottle of concentrated dextrose, and if the contents of both bottles are swirled before they are combined, then the likelihood of physical incompatibility is reduced.

In patients with hyperchloremic or other metabolic acidosis, sodium and potassium may be added as the acetate or lactate salts to provide bicarbonate alternates.

In adults, hypertonic mixtures of amino acids and dextrose may be safely administered by continuous infusion through a central venous catheter with the tip located in the vena cava. Typically, the 7% or 8.5% solution is used in equal volume with 50% dextrose to provide an admixture containing 3.5% or 4.25% amino acids and 25% dextrose.

The rate of intravenous infusion initially should be 2 mL/min and may be increased gradually. If administration should fall behind schedule, no attempt to "catch up" to planned intake should be made. In addition to meeting protein needs, the rate of administration is governed by the patient's glucose tolerance estimated by glucose levels in blood and urine.

Aminosyn WITH ELECTROLYTES, when mixed with an appropriate volume of concentrated dextrose, offers a higher concentration of calories and nitrogen per unit volume. This solution is indicated for patients requiring larger amounts of nitrogen than could otherwise be provided or where total fluid load must be kept to a minimum, for example, patients with renal failure. Provision of adequate calories in the form of hypertonic dextrose may require exogenous insulin to prevent hyperglycemia and glycosuria. To prevent rebound hypoglycemia, do not abruptly discontinue administration of nutritional solutions.

Pediatric

Aminosyn 7% or 8.5% WITH ELECTROLYTES may not be suitable for use in infants whose electrolyte requirements must be "custom tailored" based on serial blood chemistry determinations.

Pediatric requirements for parenteral nutrition are constrained by the greater relative fluid requirements of the infant and greater caloric requirements per kilogram. Amino acids are probably best administered in a 2.5% concentration. For most pediatric patients on intravenous nutrition, 2.5 grams amino acids/kg/day with dextrose alone or with I.V. lipid calories of 100 to 130 kcal/kg/day is recommended. In cases of malnutrition or stress, these requirements may be increased. It is acceptable in pediatrics to start with a nutritional solution of half strength at a rate of about 60 to 70 mL/kg/day. Within 24 to 48 hours the volume and concentration of the solution can be increased until the full strength pediatric solution (amino acids and dextrose) is given at a rate of 125 to 150 mL/kg/day.

Supplemental electrolytes and vitamin additives should be administered as deemed necessary by careful monitoring of blood chemistries and nutritional status. Addition of iron is more critical in the infant

Aminosyn[®] WITH ELECTROLYTES

Sulfite-Free

than the adult because of the increasing red cell mass required for the growing infant. Serum lipids should be monitored for evidence of essential fatty acid deficiency in patients maintained on fat-free TPN. Bicarbonate should not be administered during infusion of the nutritional solution unless deemed absolutely necessary.

To ensure the precise delivery of the small volumes of fluid necessary for total parenteral nutrition in infants, accurately calibrated and reliable infusion systems should be used.

A basic solution for pediatric use should contain 25 grams of amino acids and 200 to 250 grams of glucose per 1000 mL, administered from bottles containing 250 or 500 mL. Such a solution given at the rate of 145 mL/kg/day provides 130 kcal/kg/day.

WARNING: Do not use flexible container in series connections.

HOW SUPPLIED

List No.	Concentration	Container (mL)
4196	Aminosyn 3.5% M,* Sulfite-Free, (a crystalline amino acid solution* with maintenance electrolytes)	1000
4200	Aminosyn 7% WITH ELECTROLYTES, Sulfite-Free, (a crystalline amino acid solution with electrolytes)	500
4203	Aminosyn 8.5% WITH ELECTROLYTES, Sulfite-Free, (a crystalline amino acid solution with electrolytes)	1000 500

*Contains maintenance electrolytes.

Exposure of pharmaceutical products to heat should be minimized. Avoid excessive heat. Protect from freezing. It is recommended that the product be stored at room temperature (25° C). **Avoid exposure to light.**

Revised: September, 2004

