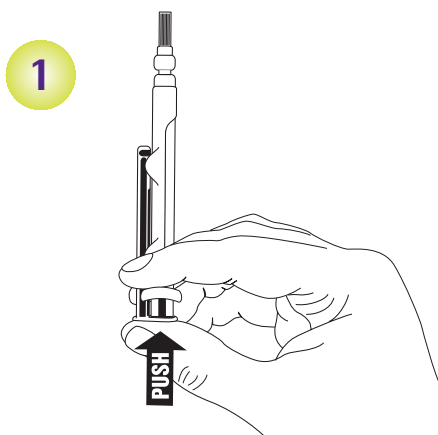
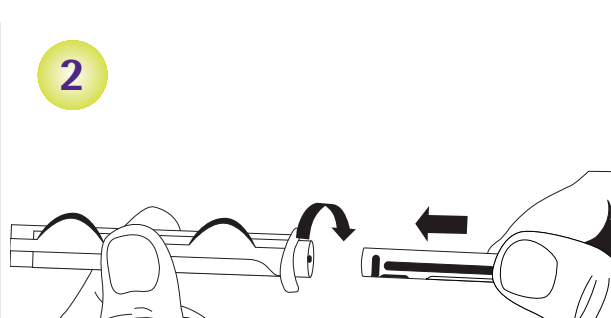


# Delivering efficiency and simplicity in injectable drug administration

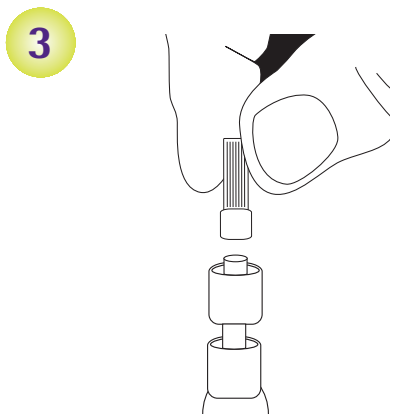
The new iSecure™ syringe—easy instructions for convenient use



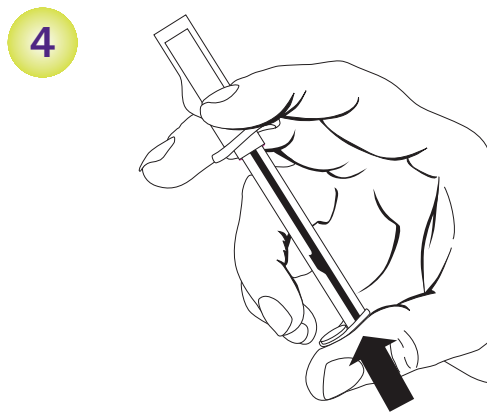
To release plunger rod, grasp syringe and depress rod until it releases from the syringe.



Attach plunger rod to the syringe barrel by inserting rod into the plunger end and turning clockwise.



Remove luer tip cover. Attach needle or blunt cannula if applicable.



Expel air by pushing on plunger rod. Do not touch the syringe tip. Administer drug.



**iSecure**™  
SYRINGE

For more information on Advancing Wellness™, contact your Hospira representative at 1-877-9Hospira (946-7747) or visit [www.hospira.com](http://www.hospira.com)